

# Skullcandy

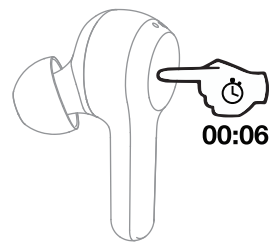
# USER GUIDE

## Indy

### Párosítási mód

#### Pairing Mode

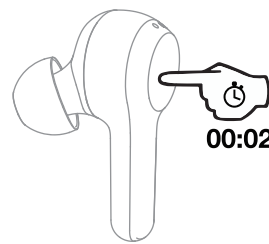
Pairing Mode  
Mode Couplage  
Modo De Vinculación  
Modalità Di Accoppiamento  
Modo Emparellamento  
Koppelmodus  
Paarmodus  
Pardannelsevstiltand  
Laiteparin Muodostusta  
Sammenkoblingsmodus  
Pärningsläge  
Режим сопряжения  
配对模式  
ペアリングモード  
페어링 모드  
وضع التزاوج  
Párosítási mód



### Követés előre

#### Track Forward

Track Forward  
Piste Suivante  
Adelantar  
Brano Successivo  
Faixa Seguinte  
Nächster Titel  
Vorgend Nummer  
Skift Til Næste Musiknummer  
Kelaus Eteenpäin  
Neste Spor  
Nästa Ljudspår  
Переключение На 1 Трек Вперед  
下一曲目  
次のトラックを再生する  
다음 트랙으로  
مسار التالي  
Játsszon tovább

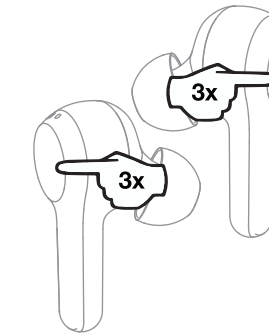


### A hangalapú asszisztens aktiválása

#### Activate Voice Assistant

Right Side 01 or Left Side 02  
Jobb oldal 01 vagy bal oldal 02

Activate Voice Assistant  
Activer l'assistant vocal  
Activar el asistente de voz  
Attivare assistente vocale  
Ativar assistente de voz  
Sprachassistenten aktivieren  
Sternhulp activeren  
Aktivér talestotte  
Aktivoi ääniohjin  
Aktiver taleassistant  
Aktivera röstassistent  
Активировать голосовой помощник  
激活语音助理  
ボイスアシスタントを  
アクティベートする  
음성 인식 가동화  
تفعيل مساعد صوتي  
A hangalapú asszisztens aktiválása



L'émetteur/récepteur exempt de licence contenu dans le présent appareil est conforme aux CNR d'Innovation, Sciences et Développement économique Canada applicables aux appareils radio exempts de licence. L'exploitation est autorisée aux deux conditions suivantes: (1) L'appareil ne doit pas produire de brouillage; (2) L'appareil doit accepter tout brouillage radioélectrique subi, même si le brouillage est susceptible d'en compromettre le fonctionnement.

- Reorient or relocate the receiving antenna.
- Increase the separation between the equipment and receiver.
- Connect the equipment into an outlet on a circuit different from that to which the receiver is connected.
- Consult the dealer or an experienced radio/TV technician for help.

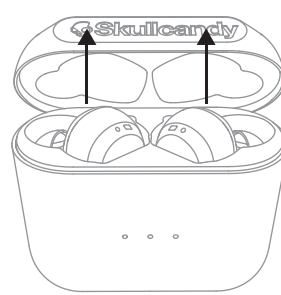
#### ISED Compliance Statement

This device contains licence-exempt transmitter(s)/receiver(s) that comply with Innovation, Science and Economic Development Canada's licence-exempt RSS(s). Operation is subject to the following two conditions: (1) This device may not cause interference. (2) This device must accept any interference, including interference that may cause undesired operation of the device.

### Automatikus bekapcsolás

#### Auto Power - On

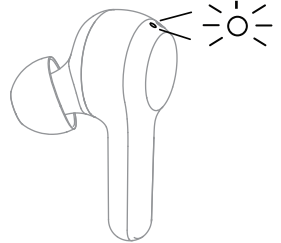
Power - On  
On  
Encendido  
Accensione  
Ligar  
Ein  
Aan-  
Tænd  
Virta Päälle  
Strom Av  
Ström Av  
Включить  
开机  
電源 - On  
전원 켜기  
تفعيل التشغيل  
Bekapcsolás



### Új eszköz párosítás

#### Pair New Device

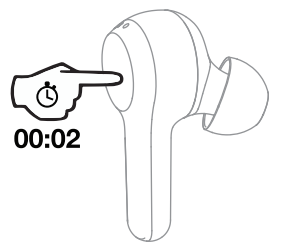
Pair New Device  
Coupler Nouvel Appareil  
Vincular Nuevo Dispositivo  
Accoppia Nuovo Dispositivo  
Emparelhar Novo Dispositivo  
Mit Neuem Gerät Koppeln  
Nieuw Apparaat Paren  
Pardan Ny Enhet  
Muodosta Uusi Laiteparin  
Sammenkoble Ny Enhet  
Para Ny Enhet  
Сопряжение Нового Устройства  
配对新设备  
新しいデバイスをペアリング  
새 기기 짝 맞추기  
وضع تزاوج مع جهاز جديد  
Párosítás új eszközzel



### Pálya vissza

#### Track Back

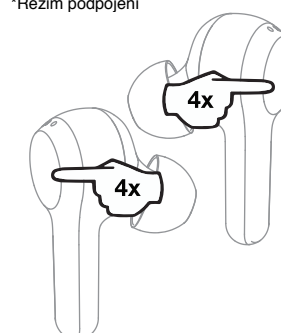
Track Back  
Piste Précédente  
Retroceder  
Brano Precedente  
Faixa Anterior  
Vorangehender Titel  
Vorig Nummer  
Musiknummer Tilbage  
Kelaus Taaksepäin  
Fornige Spor  
Byta Till Föregående Spår  
Переключение На 1 Трек Назад  
上一曲目  
前のトラックを再生する  
이전 트랙으로  
مسار السابق  
Előző lejátszása



### Párosított eszközök törlése

#### Clear Paired Device

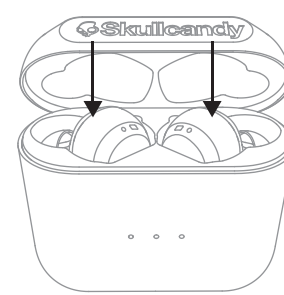
Reset Device  
Réinitialiser l'appareil  
Reiniciar el Dispositivo  
Ripristina Dispositivo  
Reinicie o Dispositivo  
Rückstellrichtung  
Reset het Apparaat  
Nustitl Enhed  
Nollaa Laite  
Nustitl Enhed  
Återställ Enhed  
Сброс устройства  
重置设备  
デバイスをリセット  
기기 재설정  
راه حل طررض قناع  
Párosított eszközök törlése



### Automatikus kikapcsolni

#### Auto Power - Off

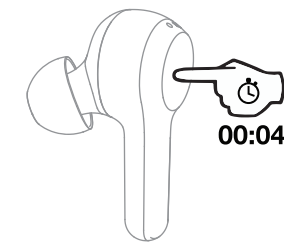
Power - Off  
Off  
Apagado  
Spegnimento  
Desligar  
Aus  
Uitzetting  
Sluk For Strøm  
Pois  
På  
På  
выключить Питание  
关机  
電源 - Off  
끄기  
تفعيل إيقاف  
Kikapcsolás



### Bekapcsolás

#### Power - On

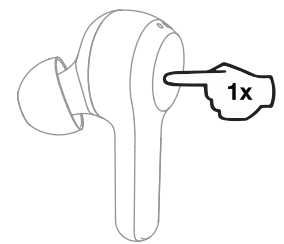
Power - On  
On/off  
Encendido  
Accensione  
Ligar  
Ein  
Aan-  
Tænd  
Virta Päälle  
Strom Av  
Ström Av  
Включить  
开机  
電源 - On  
전원 켜기  
تفعيل التشغيل  
LeKapcsolás



### Kötet up

#### Volume Up

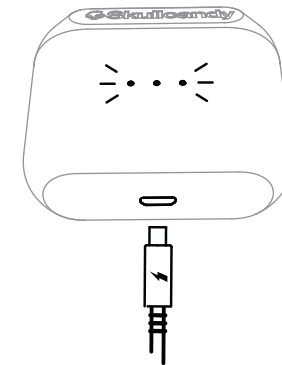
Volume Up  
Volume +  
Bajar Volumen  
Aumento Volume  
Aumentar O Volume  
Lautstärke Erhöhen  
Volume Omhoog  
Skrü Op For Lydstyrken  
Äänvoimakkuuden Lisäys  
Volum Opp  
Öka Volymen  
Увеличение Громкости  
音量増大  
音量を上げる  
볼륨 높이기  
رفع مستوى الصوت  
Növelje a hangerőt



### A tok feltöltése

#### Charge Case

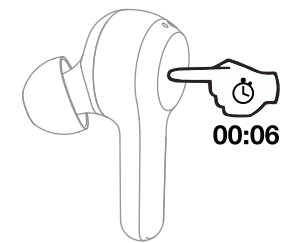
Charge Case  
Rechargez L'étui  
Estuche De Carga  
Carica La Custodia  
Estojo De Carregamento  
Hülle Aufladen  
Opladetui  
Opladetui  
Lataa Kotelo  
Ladingseske  
Laddningsfodral  
Чехол-аккумулятор  
充電座  
充電ケース  
케이스를 충전하세요  
تحميل الحافظة  
A tok feltöltése



### Kikapcsolni

#### Power - Off

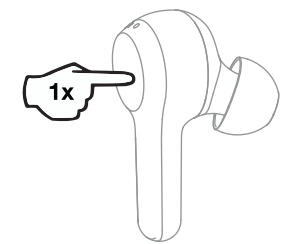
Power - Off  
Off  
Apagado  
Spegnimento  
Desligar  
Aus  
Uitzetting  
Sluk For Strøm  
Pois  
På  
På  
выключить Питание  
关机  
電源 - Off  
끄기  
تفعيل إيقاف  
LeKapcsolás



### Hangerő le

#### Volume Down

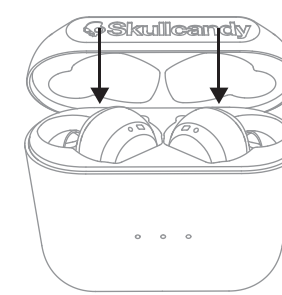
Volume Down  
Volume -  
Bajar Volumen  
Riduzione Volume  
Diminuir O Volume  
Lautstärke Senken  
Volume Omhoog  
Skrü Ned For Lydstyrken  
Äänvoimakkuuden Vähennys  
Volum Ned  
Sänka Volymen  
Уменьшение Громкости  
音量减小  
音量を下げる  
볼륨 낮추기  
خفض مستوى الصوت  
Csökkente a hangerőt



### Fejhallgató töltése

#### Charge Earbuds

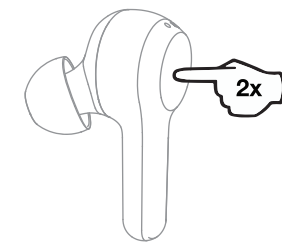
Charge Earbuds  
Rechargez Les Écouteurs  
Aurifonos De Carga  
Carica Gli Auricolari  
Carregar Auriculares  
Kopfhörer Aufladen  
Opladen Oordoppen  
Oplad Høretelefoner  
Lataa Nappikuulokkeet  
Lade Örepluggar  
Ladda Öronsnäckor  
Наушники С Аккумулятором  
为耳机充电  
イヤホン充電  
이어버드를 충전하세요  
تحميل سماعات الرأس  
Fejhallgató töltése



### Lejátszás/Szünet

#### Play/Pause

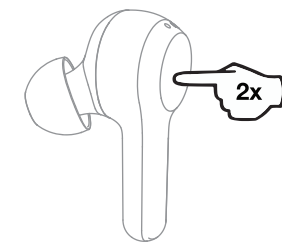
Play/pause  
Lecture/pause  
Reproducir/pausar  
Riproduci/pausa  
Reproducir/colocar Em Pausa  
Wiedergabe/pause  
Afspelen/pauzeren  
Afspil/pause  
Toisto/pauko  
Spill/pause  
Spela Upp/pausa  
Воспроизведение/пауза  
播放/暫停  
再生 / 一時停止  
재산/일시 정지  
توقف مؤقت  
Lejátszás/Szünet



### Válasz/ Vége

#### Answer/End

Answer/end  
Répondre/fin  
Responder/colgar  
Risposta/line  
Atender/deslugar  
Annehmen/beenden  
Beantwoorden/beëindigen  
Besvar/afslut  
Vastaus/lopetus  
Svar/avslutt  
Svara/lögg På  
Отвeтить/закончить  
接听/結束  
応答 / 終了  
전화 받기/끝기  
تفعيل الرد  
Válasz/vége



Questions Visit: [www.skullcandy.com](http://www.skullcandy.com)  
Si vous avez des questions, allez sur : [www.skullcandy.com](http://www.skullcandy.com)  
Si tienes dudas, visita: [www.skullcandy.com](http://www.skullcandy.com)  
Domande Visitate il sito: [www.skullcandy.com](http://www.skullcandy.com)  
Fazer perguntas: [www.skullcandy.com](http://www.skullcandy.com)  
Fragen Besuch: [www.skullcandy.com](http://www.skullcandy.com)  
Voor vragen bezook: [www.skullcandy.com](http://www.skullcandy.com)  
For sporsmal se: [www.skullcandy.com](http://www.skullcandy.com)  
Vastautuksia löytyy: [www.skullcandy.com](http://www.skullcandy.com)  
For spørsmål, besøk: [www.skullcandy.com](http://www.skullcandy.com)  
Vid frågor, besök: [www.skullcandy.com](http://www.skullcandy.com)  
Если у вас возникнут вопросы, посетите: [www.skullcandy.com](http://www.skullcandy.com)  
如有问题请访问: [www.skullcandy.com](http://www.skullcandy.com)  
質問がある場合はこちらをご覧ください: [www.skullcandy.com](http://www.skullcandy.com)  
문의 사항: [www.skullcandy.com](http://www.skullcandy.com)  
[www.skullcandy.com](http://www.skullcandy.com) / [www.skullcandy.com](http://www.skullcandy.com) / [www.skullcandy.com](http://www.skullcandy.com)

EN Speaker Driver: 6mm, Impedance: 16 Ohms, THD <3%@1KHz, Voltage Regulation: 5V, 500mA, Bluetooth® 5.0, Frequency Band: 2402MHz - 2480MHz, Maximum Power: <9dBm, Weight: 59.5g, FR Driver President: 6mm, Impedance: 16 Ohms, THD <3%@1KHz, Tension: 5V, 500mA, Bluetooth® 5.0, Bande de fréquence: 2402MHz - 2480MHz, Puissance Maximum: <9dBm, Poids: 59.5g, ES Controlador del altavoz: 6mm, Impedancia: 16 Ohms, THD <3%@1KHz, Voltaje: 5V, 500mA, Bluetooth® 5.0, Banda de frecuencia: 2402MHz - 2480MHz, Ponder. Máximo: <9dBm, Pesa: 59.5g, DE Lautsprecher-Treiber: 6mm, Impedanz: 16 Ohm, THD <3%@1KHz, Spannungseingang: 5V, 500mA, Bluetooth® 5.0, Frequenzband: 2402MHz - 2480MHz, Maximale Performance: <9dBm, Gewicht: 59.5g, JP スピーカー ドライバー: 6ミリメートル, インピーダンス: 16オーム, THD <3%@1KHzの, 電圧レギュレーション: 5V, 500mA, Bluetooth® 5.0, 周波数帯域: 2402MHz - 2480MHz, 最大パフォーマン: <9dBm, 重量: 59.5グラム, ZH 扬声器驱动器: 6毫米, 阻抗: 16欧姆, THD <3%@1KHz, 电压调节: 5V, 500mA, 蓝牙5.0, 频率: 2402MHz - 2480MHz, 最大功率: <9dBm, 重量: 59.5克, CZ Ovladač slucháka: 6mm, impedancia: 16 Ohm, THD <3%@1KHz, regulace napájení: 5V, 500mA, Bluetooth® 5.0, frekvencní pásmo: 2402MHz - 2480MHz, maximální výkon: <9dBm, hmotnost: 59.5g, EN Skullcandy, and other marks are registered trademarks of Skullcandy, Inc. All rights reserved. FR Skullcandy, et les autres marques sont des marques déposées de Skullcandy, Inc. Tous droits réservés. ES Skullcandy, y las demás marcas son marcas registradas de Skullcandy, Inc. Todos los derechos reservados. HU: A Skullcandy és más védjegyek a Skullcandy, Inc. bejegyzett védjegyei. Minden jog fenntartva. EN Maximum operating temperature 45°C. FR Température maximale de fonctionnement 45°C. ES Temperatura máxima de funcionamiento 45°C. DE Maximale Betriebstemperatur 45°C. JP 最高使用温度は45°Cです。 ZH 最高工作温度 45°C. HU: Maximális üzemi hőmérséklet: 45°C

#### FCC Compliance Statement

This device complies with Part 15 of the FCC Rules. Operation is subject to the following two conditions: (1) this device may not cause harmful interference, and (2) this device must accept any interference received, including interference that may cause undesired operation.

Changes or modifications not expressly approved by the party responsible for compliance could void the user's authority to operate the equipment.

This equipment has been tested and found to comply with the limits for a Class B digital device, pursuant to Part 15 of the FCC Rules. These limits are designed to provide reasonable protection against harmful interference in a residential installation. This equipment generates, uses and can radiate radio frequency energy and, if not installed and used in accordance with the instructions, may cause harmful interference to radio communications. However, there is no guarantee that interference will not occur in a particular installation. If this equipment does cause harmful interference to radio or television reception, which can be determined by turning the equipment off and on, the user is encouraged to try to correct the interference by one or more of the following measures:

Americas  
Skullcandy, Inc.  
6301 N Landmark Dr.  
Park City, UT 84098 U.S.A.  
[Skullcandy.com](http://Skullcandy.com)

Europe  
Skullcandy Europe BV  
Postbus 425  
6500AK Veldhoven Nederland  
[Skullcandy.eu](http://Skullcandy.eu)

México  
Skullcandy Mexico S de RL de CV  
Aristoteles 218  
Polanco IV Seccion, Miguel Hidalgo  
11550, México City, México  
[Skullcandy.mx](http://Skullcandy.mx)

Canada  
Skullcandy Canada ULC  
329 Railway St, Unit 205  
Vancouver, BC, V6A 1A4 Canada  
[Skullcandy.ca](http://Skullcandy.ca)

HU: tartalmazza a Li-ion akkumulátort. Az akkumulátort újra kell hasznosítani vagy megfelelően kell ártalmatlanítani.  
Japan/日本  
Skullcandy Japan合同会社  
〒150-0001 東京都渋谷区神宮前  
5-17-11 パークサイドオーガーキ2階  
Skullcandy Japanカスタマーサービス  
商品についてのお問い合わせはこちら  
[Skullcandy.jp](http://Skullcandy.jp)

EN Contains Li-ion battery. Battery must be recycled or disposed of properly.  
FR Contient une batterie Li-ion. La batterie doit être recyclée ou jeté s correctement.  
ES Contiene una batería Li-ion. La batería debe ser reciclada o desechada adecuadamente.  
Hardware Version: V1.3  
Software Version: V6.0

#### HU: Kinában készült

EN Made in China.  
FR Fabriqué en Chine.  
ES Hecho en China.  
ZH 中国制造

MODEL: S2SSW  
FCC ID: Y22-S2SSW  
IC: 10488A-S2SSW

