



CRUSHER[®] ANC 2

User Guide

CRUSHER[®] ANC 2



Scan to get started.
Balayez pour commencer.

Warranty information at: skullcandy.com/warranty
Renseignements sur la garantie à: skullcandy.com/warranty

Download the Skull-iQ App



Download the Skull-iQ App

Téléchargez l'application Skull-iQ

Descarga la aplicación Skull-iQ

Scarica l'app Skull-iQ

Baixe o aplicativo Skull-iQ

Laden Sie die Skull-iQ-App herunter

download de Skull-iQ-app

download Skull-iQ-appen

lataa Skull-iQ -sovellus

last ned Skull-iQ-appen

ladda ner Skull-iQ-appen

скачать приложение Skull-iQ

下載 Skull-iQ 应用程序

Skull-iQ アプリをダウンロードする

Skull-iQ 앱 다운로드

Skull-iQ uygulamasını indirin

قم بتحميل تطبيق Skull-iQ



GET IT ON

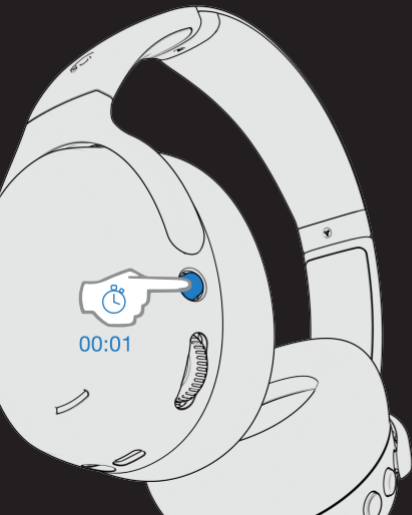
Google Play



Download on the

App Store

Power - On



Power - On

allumer

encendido

accensione

ligar

ein

stroom - aan

stroom - aan

virta p  alle

strom p  

str  m p  

включить

打开


電源オン

전원 켜짐

a  ık

تشغيل

Power - Off



Power - Off

éteindre

apagado

spegni

desligar

ausschalten

stroom - uit

sluk

virta pois

strom - av

Stäng av

выключение

断电

電源を切る

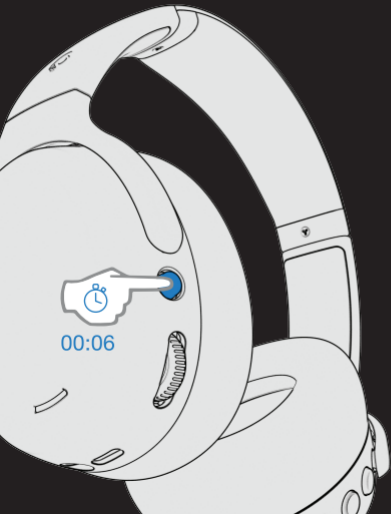
전원 끄기

Kapat

البطارية الكهربائية

Pairing Mode

*Off Mode



Pairing Mode - Off Mode
mode d'appairage - mode éteint
modo de emparejamiento -
modo apagado

modalità di associazione -
modalità di spegnimento
modo de emparelhamento -
modo desligado

Pairing-Modus - Aus-Modus
koppelmodus - uit-modus
parringstilstand - slukket tilstand
parilitostila - pois päältä -tila
paringsmodus - av-modus
parningsläge - av-läge

режим сопряжения - режим
выключения

配对模式-关闭模式

ペアリングモード-オフモード

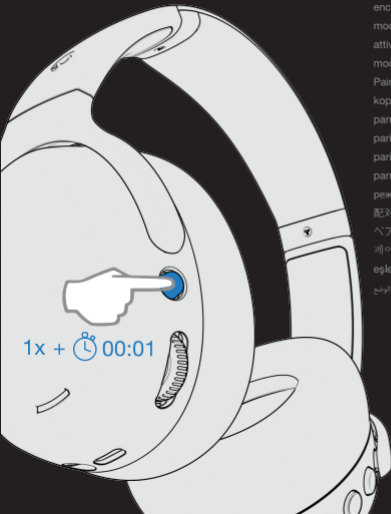
페어링 모드 - 꺼짐 모드

eşleşirme modu - kapalı modu

وضع الاقتران-ييقاف الوضع

Pairing Mode

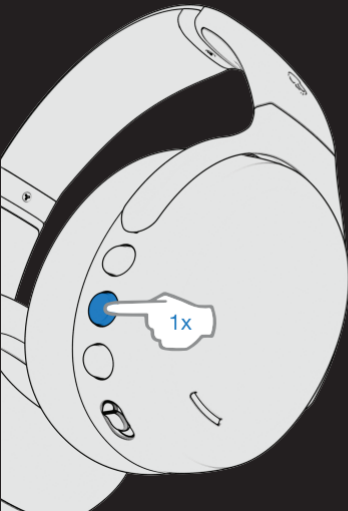
*On Mode



Pairing Mode -On Mode
mode d'appairage - mode activé
modo de emparejamiento -modo
encendido
modalità di associazione - modalità
attiva
modo de emparelhamento -on mode
Pairing-Modus -On-Modus
koppelmodus -aan-modus
parringstilstand -tændt tilstand
pariliitostila päällä -tilassa
paringsmodus -på-modus
parningsläge -på-läge
режим сопряжения - в режиме
配对模式-开启模式
ペアリングモードオンモード
페어링 모드 - 켜짐 모드
eşleşirme modu - açık modu

وضع الاقتران على الوضع

Play/Pause Answer/End



Play/Pause - Answer/End
lecture/pause - répondre/terminer
reproducir/pausar - responder/finalizar
play/pausa - risposta/fine
reproduzir/pausar - atender/terminar
Play/Pause - Antwort/Ende
afspelen/pauzeren -
beantwoorden/beëindigen
play/pause - svar/slut
toisto/tauko - vastaus/loppu
spill/pause - svar/slutt
spela/pausa - svara/avsluta
воспроизведение/пауза - ответ/конец
播放/暫停 - 接听/結束
再生/一時停止 - 応答/終了
재생/일시 중지 - 응답/종료
oyinat/duraklat - cevapla/sonlandir
تشغيل / إيقاف مؤقت - إجابة / إنهاء

Reject Call



Reject Call

rejeter l'appel

Llamada rechazada

rifiutare la chiamata

rejeitar chamada

Anruf ablehnen

oproep weigeren

afvise opkald

hylätä puhelu

avvise samtalen

avvisa samtalet

отклонить вызов

拒接电话

着信拒否

전화를 거절하다

aramayı reddet

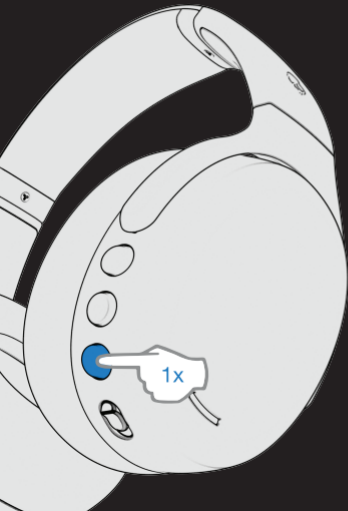
رفض الدعوة

Volume Up




Volume Up
monter le son
sube el volumen
alza il volume
aumentar o volume
lauter
volume omhoog
lydstyrke op
ääni kovemmalle
volum opp
Höj volymen
увеличить громкость
提高音量
ボリュームアップ
분류 업
sesi aç
رفع الصوت

Volume Down



- Volume Down
- baisser le volume
- bajar volumen
- volume basso
- volume baixo
- Lautstärke runter
- volume verminderen
- skruer ned for lyden
- Äänenvoimakkuutta pienemmälle
- volum ned
- Sänk volymer
- убавить звук
- 音量减小
- ボリュームダウン
- 볼륨 다운
- sesi kis
- اخفض الصوت

Crusher Presets and On/Off



Bass Power - On/Off
Alimentation des basses -
Marche/Arrêt
Potencia de graves:
encendido/apagado
Potenza dei bassi -
accesso/spento
Potência de graves -
liga/desliga
Bassleistung - ein/aus
Basvermogen - aan/uit
Bas Power - tænd/sluk
Bassovirta päällä/pois
basskraft - på/av
baseffekt - på/av
мощность баса - вкл/выкл
低音电源 - 开/关
低音パワー - オン/オフ
베이스 전원 - 켜기/끄기
bas gücü - açık/kapalı
قوة الباس - تشغيل / إيقاف


Bass Levels

1x = 20%

1x = 50%

1x = 80%

Adjust Crusher Levels



Adjust Bass Level

Ajuster le niveau des basses

Ajuster le niveau des basses

Regola il livello dei bassi

Ajustar o nível de graves

Stellen Sie den Basspegel ein

Basniveau aanpassen

Säädä basson tasoa

Juster bassnivået

Justera basnivån

Отрегулируйте уровень басов

調整低音电平

低音レベルの調整

저음 레벨 조정

Bas Seviyesini Ayarla

ضبط مستوى الباس

ANC / Stay Aware

*On and *Off



Active Noise Canceling / Stay Aware
On/Off

Suppression active du bruit / Rester
informé activé/désactivé

Cancelación activa de ruido / Stay Aware
activado/desactivado

Cancellazione attiva del rumore/Rimani
consapevole attivato/disattivato

Cancelamento de Ruído Ativo / Fique
Atento Ligado/Desligado

Aktive Geräuscherdrückung / Stay
Awareness ein/aus

actieve ruisonderdrukking / blijf op de
hoogte aan/uit

aktiv støjreduktion/bliv opmærksom til/fra
aktiivinen melunvaimennus / pysy

tietoisena päällä / pois päältä

aktiv støyreduksjon / hold deg
oppmerksom på/av

aktiv brusreducing / förbli uppmärksam
på/av

активное шумоподавление / будьте в
курсе вкл./выкл.

主动降噪/保持警觉开/关

アクティブ ノイズ キャンセリング / 常時オン/オフ

액티브 노이즈 캔슬링/알림 켜기/끄기

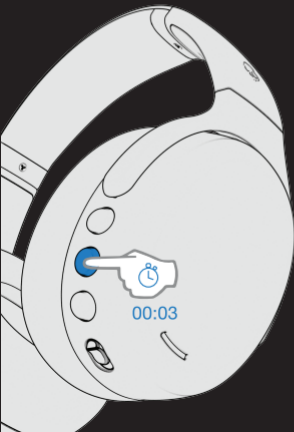
aktif gürültü önleme / farkında olma
açık/kapalı

نشط إلغاء الضوضاء / البقاء على علم تشفير / إيقاف

One Touch to Spotify:



*Spotify App Required



One Touch to Spotify
Une touche à Spotify
Un toque para Spotify
Un tocco su Spotify
Um toque para Spotify
Eine Berührung zu Spotify
One Touch naar Spotify
One Touch til Spotify
Spotify yhdellä kosketuksella
Ett tryck til Spotify
One Touch till Spotify
Одно касание для Spotify
一觸到 Spotify
Spotify へのワンタッチ

스포티파이 원터치

Spotify'ya Tek Dokunuş

لمسة واحدة لسبوتيفي

Find With Tile™

*Tile App Required

FIND WITH
tile

Find with Tile™, App Required

Trouver avec Tile™, application requise

Buscar con Tile™, aplicación requerida

Trova con Tile™, app richiesta

Encontre com Tile™, aplicativo necessário

Finden Sie mit Tile™, erforderliche App

Zoek met Tile™, vereiste app

Find med Tile™, påkrævet app

Etsi Tile™-sovelluksella, vaadittu sovellus

Finn med Tile™, nødvendig app

Hitta med Tile™, obligatorisk app

Найдите с помощью Tile™, необходимое приложение

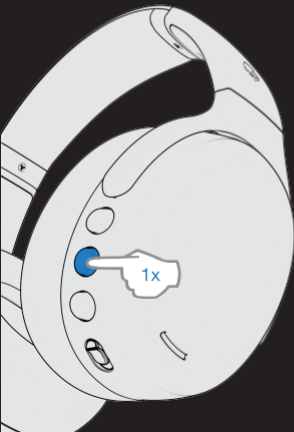
使用 Tile™ 查找，必需的应用程序

Tile™で探す、必須アプリ

Tile™로 찾기, 필수 앱

Tile™ ile bulun, gerekli uygulama

تطبيق التتبع Tile™ . البحث باستخدام



Charge Headphones

Charge Headphones

Charger les écouteurs

Cargar auriculares

Carica le cuffie

Carregar fones de ouvido

Kopfhörer aufladen

Hoofdtelefoon opladen

Oplad Høretelefoner

Lataa kuulokkeet

Lad hodetelefoner

Ladda hörlurar

Зарядка наушников

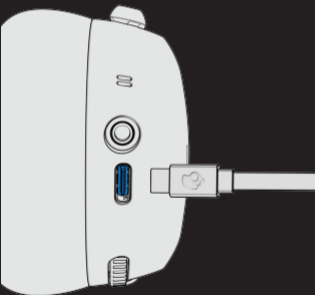
为耳机充电

ヘッドフォンの充電

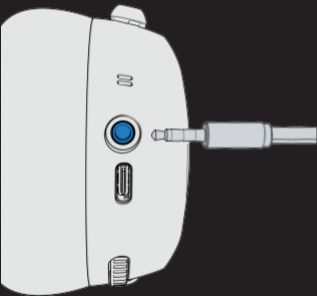
헤드폰 충전

Kulaklıkları şarj edin

سماعات شحن



AUX Cable



AUX Cable

Câble auxiliaire

cabl auxiliar

Cavo ausiliario

Cabo auxiliar

Aux-Kabel

Oordopjes opladen

aux kabel

Aux-kaapeli

Aux kabel

aux kabel

дополнительный кабель

辅助电缆

補助ケーブル

보조 케이블

yardımcı kablo

کابل اضافی

Questions Visit: www.skullcandy.com

Si vous avez des questions, allez sur : www.skullcandy.com

Si tienes dudas, visita: www.skullcandy.com

Domande Visitare il sito: www.skullcandy.com

Fazer perguntas: www.skullcandy.com

Bei Fragen: www.skullcandy.com

Voor vragen bezoek: www.skullcandy.com

For spørsmål se: www.skullcandy.com

Vastauksia löyty: www.skullcandy.com

For spørsmål, besøk: www.skullcandy.com

Vid frågor, besök: www.skullcandy.com

Если у вас возникнут вопросы, посетите: www.skullcandy.com




如有问题请访问 : www.skullcandy.com

質問がある場合はこちらをご覧ください: www.skullcandy.com

문의 사항: www.skullcandy.com

www.skullcandy.com: ةراي زب لخرفت ،تالؤاست يأ كي دل ناك اذ

EN Speaker Driver: 40mm, Impedance: 32 Ohms, THD <3%@50Hz -8KHz, Voltage Regulation: 3.8V, Bluetooth V5.2, Frequency Band: 2.402GHz – 2.480GHz, Maximum Power: 11.1dBm, Weight: 332g. **FR** Driver Président: 40mm, Impédance: 32 Ohms, THD <3% à 50Hz-8KHz, Tension: 3.7v, Bluetooth V5.2, Bande de fréquence: 2.402GHz – 2.480GHz, Puissance Maximum: 11.1dBm, Poids: 332g. **ES** Controlador del altavoz: 40mm, Impedancia: 32 Ohms, THD <3% a 50Hz -8KHz, Voltaje: 3.8V, Bluetooth V5.2, Banda de frecuencia: 2.402GHz – 2.480GHz, Poder Maximo: 11.1dBm, Peso: 332g. **DE** Lautsprecher -Treiber: 40mm, Impedanz: 32 Ohm, THD <3% bei 50Hz-8KHz, Spannungsregelung: 3.8V, Bluetooth V5.2, Frequenzband: 2.402GHz – 2.480GHz, Maximale Leistung: 11.1dBm, Gewicht: 332g. **JP** スピーカードライバー : 40ミリメートル, インピーダンス : 32オーム, THD<3%@50Hz -8KHzの, 電圧レギュレーション : 3.8Vの, のBluetooth V5.2, 周波数帯: 2.402GHz – 2.480GHz, 最大功率: 11.1dBm, 重量 : 332グラム。 **ZH** 扬声器驱动器 : 40毫米, 阻抗 : 32欧姆, THD <3%@50Hz-8KHz, 电压调节 : 3.8V, 蓝牙V5.2, 频带: 2.402GHz – 2.480GHz, 最大電力: 11.1dBm, 重量 : 332克。

EN Skullcandy, , and other marks are registered trademarks of Skullcandy, Inc. All rights reserved. **FR** Skullcandy, , et les autres marques sont des marques déposées de Skullcandy, Inc. Tous droits réservés. **ES** Skullcandy, , y las demás marcas son marcas registradas de Skullcandy, Inc. Todos los derechos reservados.

EN Maximum operating temperature 45°C.

FR Température maximale de fonctionnement 45°C.

ES Temperatura máxima de funcionamiento 45°C.

DE Maximale Betriebstemperatur 45°C.

JP 最高使用温度は45°Cです。

ZH 最高工作温度 45°C。

FCC Compliance Statement

This device complies with Part 15 of the FCC Rules. Operation is subject to the following two conditions: (1) this device may not cause harmful interference, and (2) this device must accept any interference received, including interference that may cause undesired operation.

Changes or modifications not expressly approved by the party responsible for compliance could void the user's authority to operate the equipment.

This equipment has been tested and found to comply with the limits for a Class B digital device, pursuant to Part 15 of the FCC Rules. These limits are designed to provide reasonable protection against harmful interference in a residential installation. This equipment generates, uses and can radiate radio frequency energy and, if not installed and used in accordance with the instructions, may cause harmful interference to radio communications. However, there is no guarantee that interference will not occur in a particular installation.

If this equipment does cause harmful interference to radio or television reception, which can be determined by turning the equipment off and on, the user is encouraged to try to correct the interference by one or more of the following measures:

- Reorient or relocate the receiving antenna.
- Increase the separation between the equipment and receiver.
- Connect the equipment into an outlet on a circuit different from that to which the receiver is connected.
- Consult the dealer or an experienced radio/TV technician for help.

ISED Compliance Statement

This device contains licence-exempt transmitter(s)/receiver(s) that comply with

Innovation, Science and Economic Development Canada's licence-exempt RSS(s). Operation is subject to the following two conditions: (1) This device may not cause interference. (2) This device must accept any interference, including interference that may cause undesired operation of the device.

L'émetteur/récepteur exempt de licence contenu dans le présent appareil est conforme aux CNR d'Innovation, Sciences et Développement économique Canada applicables aux appareils radio exempts de licence. L'exploitation est autorisée aux deux conditions suivantes : (1) L'appareil ne doit pas produire de brouillage; (2) L'appareil doit accepter tout brouillage radioélectrique subi, même si le brouillage est susceptible d'en compromettre le fonctionnement.

ISED SAR Compliance Statement

This equipment complies with ISED radiation exposure limits set forth for an uncontrolled environment. End user must follow the specific operating instructions for satisfying RF exposure compliance. This transmitter must not be co-located or operating in conjunction with any other antenna or transmitter.

The portable device is designed to meet the requirements for exposure to radio waves established by the ISED. These requirements set a SAR limit of 1.6 W/kg averaged over one gram of tissue. The highest SAR value reported under this standard during product certification for use when properly worn on the head. Cet équipement est conforme aux limites d'exposition aux rayonnements ISED établies pour un environnement non contrôlé. L'utilisateur final doit suivre les instructions spécifiques pour satisfaire les normes. Cet émetteur ne doit pas être co-implanté ou fonctionner en conjonction avec toute autre antenne ou transmetteur.

Le dispositif portable est conçu pour répondre aux exigences d'exposition aux

ondes radio établie par le développement énergétique DURABLE. Ces exigences un SAR limite de 1,6 W/kg en moyenne pour un gramme de tissu. La valeur SAR la plus élevée signalée en vertu de cette norme lors de la certification de produit à utiliser lorsqu'il est correctement porté sur le tête.

FCC SAR Statement

This equipment complies with FCC radiation exposure limits set forth for an uncontrolled environment. End user must follow the specific operating instructions for satisfying RF exposure compliance. This transmitter must not be co-located or operating in conjunction with any other antenna or transmitter.

The portable device is designed to meet the requirements for exposure to radio waves established by the Federal Communications Commission (USA). These requirements set a SAR limit of 1.6 W/kg averaged over one gram of tissue. The highest SAR value reported under this standard during product certification for use when properly worn on the head.

EN Contains Li-ion battery. Battery must be recycled or disposed of properly.

FR Contient une batterie Li-ion. La batterie doit être recyclée ou jetée correctement.

ES Contiene una batería Li-ion. La batería debe ser reciclada o desechada adecuadamente.

AR يحتوي على بطارية ليون. يجب التخلص من البطارية بشكل صحيح أو إعادة تدويرها بشكل صحيح.

Use of the Made for Apple badge means that an accessory has been designed to connect specifically to the Apple product(s) identified in the badge, and has been certified by the developer to meet Apple performance standards. Apple is not responsible for the operation of this device or its compliance with safety and regulatory standards. Please note that the use of this accessory with an Apple product may affect wireless performance. iPad, iPad Air, iPad Pro, iPhone, and Lightning are trademarks of Apple Inc., registered in the U.S. and other countries. The trademark "iPhone" is used in Japan with a license from Aiphone K.K.)

Americas
Skullcandy, Inc.
6301 N Landmark Dr.
Park City, UT 84098 U.S.A.
Skullcandy.com

Europe
Skullcandy Europe BV
Postbus 425
5500AK Veldhoven Nederland
Skullcandy.eu

Canada
Skullcandy Canada ULC
329 Railway St. Unit 205
Vancouver, BC, V6A 1A4 Canada
Skullcandy.ca

Skullcandy UK LTD
Andrews House
College Road
Guildford
GU1 4QB
Skullcandy.co.uk

HW Version: V10.
FW Version: V5.0.

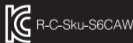
EN Made in Philippines.
FR Fabriqué en Philippines.
ES Hecho en Filipinas.
ZH 菲律宾制造。
AR صنع في الفلبين.

Crusher ANC 2
MODEL: S6CAW
IC: 10486A-S6CAW
FCC ID: Y22-S6CAW

IS 616 / IEC 60065



R-41233242
www.bis.gov.in





1 YEAR GLOBAL WARRANTY

EN Skullcandy products are backed by a 1-year warranty. If it doesn't work the way we promised, we'll make it right. For claims, questions, or Terms & Conditions:

U.S. & Canada only: visit Skullcandy.com/warranty or call 1-888-MYSKULL

All other countries: visit Skullcandy.com/support/international-support

Many electrical items can be repaired or recycled, saving natural resources and the environment. If you do not recycle, electrical equipment will end up in landfill where hazardous substances will leak out and cause soil and water contamination – harming wildlife and also human health. To remind you that old electrical equipment can be recycled, it is now marked with a crossed out wheeled bin symbol. Please do not throw any electrical equipment (including those marked with the crossed out wheeled bin symbol) in your bin.



Many Local Authorities will have containers that collect batteries for recycling. Public buildings and your workplace may also have containers. If you do not recycle, batteries will end up in landfill where hazardous substances will leak out and cause soil and water contamination – harming wildlife and also human health. Batteries containing hazardous materials such as mercury (Hg), cadmium (Cd) or lead (Pb) are marked with their chemical symbols as well. This symbol means that according to local laws and regulations the battery shall be disposed of separately from household waste. When this product reaches its end of life, take it to a collection point designated by local authorities or return it to purchase location for recycling or disposal.

FR Les produits de Skullcandy bénéficient d'une garantie de 1 an. Si le produit ne fonctionne pas comme nous l'avions promis, nous arrangerons ça. Pour toute réclamation, question, ou pour connaître les conditions générales :

États-Unis & Canada uniquement : visiter la page Skullcandy.com/warranty ou appeler le