

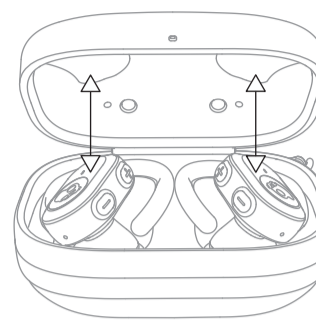
Skullcandy

USER GUIDE

Push Ultra

Auto Pair Mode

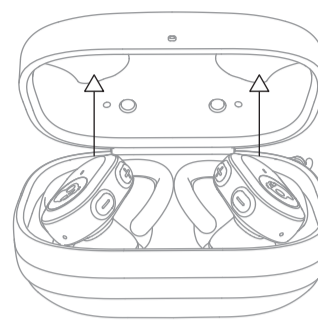
Režim automatického párovania



Pairing Mode
Mode Couplage
Modo De Vinculación
Modalità Di Accoppiamento
Modo Emparejamiento
Koppelmodus
Paarmodus
Pardannelsevstilland
Laitteparin Muodostusta
Sammenkoblingsmodus
Parningsläge
Режим Сопрежения
配对模式
ペアリングモード
페어링 모드
وضع التزاوج
Režim automatického párovania

Auto Power - On

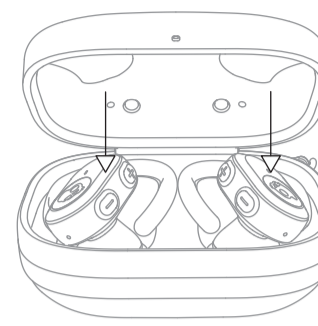
Automatické zapnutie



Power - On
On
Encendido
Accensione
Ligar
Ein
Aan-
Taend
Virta Päälle
Strøm Av
Ström Av
Включить
전원 켜기
وضع التشغيل
Automatické zapnutie

Auto Power - Off

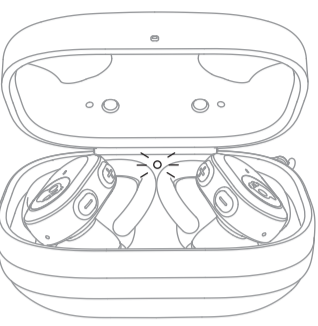
Automatické vypnutie



Power - Off
Off
Apagado
Spegnimento
Deslgar
Aus
Uitzetting
Sluk For Strom
Pois
På
På
Включить Питание
关机
電源 - Off
끄기
وضع إيقاف التشغيل
Automatické vypnutie

Charge Earbuds

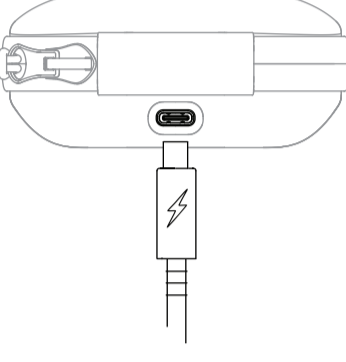
Nabíjanie slúchadiel



Charge Earbuds
Rechargez Les Ecouteurs
Audifonos De Carga
Carica Gli Auricolari
Carregar Auriculares
Kopfhörer Aufladen
Opladen Oordoppen
Oplad Høretelefoner
Lataa Nappikuulokkeet
Lade Örsnappger
Ladda Öronsäckor
Наушники С Аккумулятором
为耳机充电
イヤホン充電
이오퍼드를 충전하세요
وضع شحن
Nabíjanie slúchadiel

Charge Case

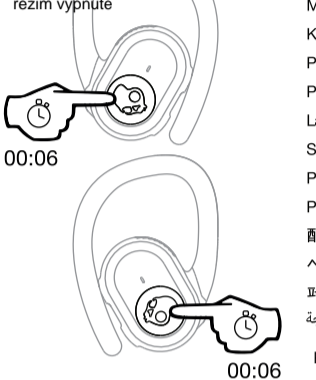
Nabíjanie puzdra



Charge Case
Rechargez L'étui
Estuche De Carga
Carica La Custodia
Estojo De Carregamento
Hülle Aufladen
Opladetui
Opladeretui
Lataa Kotelo
Ladingseske
Laddningsfodral
Чехол-аккумулятор
充電座
充電ケース
케이스를 충전하세요
وضع شحن
Nabíjanie puzdra

Pairing Mode

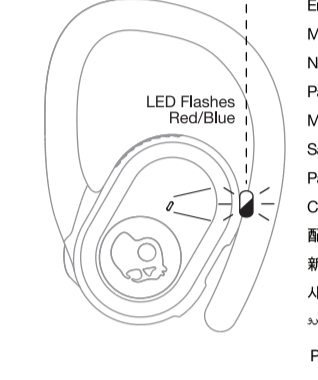
*Off Mode



Pairing Mode
Mode Couplage
Modo De Vinculación
Modalità Di Accoppiamento
Modo Emparejamiento
Koppelmodus
Paarmodus
Pardannelsevstilland
Laitteparin Muodostusta
Sammenkoblingsmodus
Parningsläge
Режим Сопрежения
配对模式
ペアリングモード
페어링 모드
وضع التزاوج
Párovanie

Pair New Device

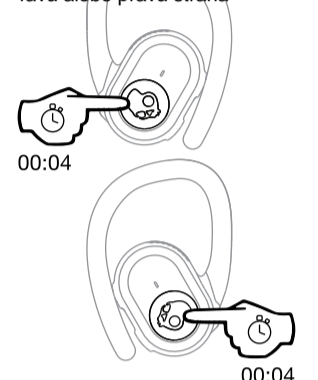
"Push Ultra"



Pair New Device
Coupler Nouvel Appareil
Vincular Nuevo Dispositivo
Accoppia Nuovo Dispositivo
Emparejar Novo Dispositivo
Mit Neuem Gerät Koppeln
Nieuw Apparaat Paren
Pardan Ny Enhet
Muodosta Uusi Laittepari
Sammenkoble Ny Enhet
Para Ny Enhet
Сопрежение Новоро Устройства
配对新设备
新しいデバイスをペアリング
새 기기] 짝 맞추기
وضع تزاوج جهاز جديد
Párovanie nového zariadenia

Power - On

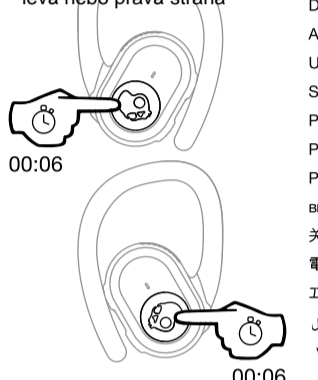
Left Side or Right Side



Power-On
On/off
Encendido
Accensione
Ligar
Ein
Aan-
Taend
Virta Päälle
Strøm Av
Ström Av
Включить
전원 켜기
وضع التشغيل
Zapnúť napájanie

Power - Off

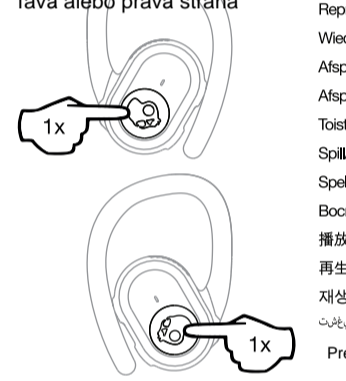
Left Side or Right Side



Power-Off
Off
Apagado
Spegnimento
Deslgar
Aus
Uitzetting
Sluk For Strom
Pois
På
På
Включить Питание
关机
電源 - Off
끄기
وضع إيقاف التشغيل
Vypnúť napájanie

Play/Pause

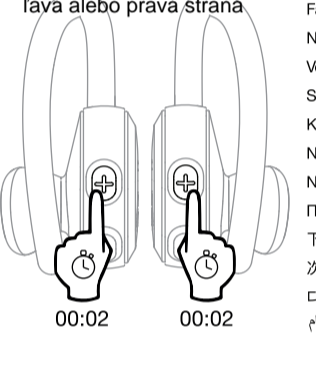
Left Side or Right Side



Play/pause
Lecture/pause
Reproducir/pausar
Riproduci/pausa
Reproducir/colocar Em Pausa
Wiedergabe/pause
Afspelen/pauzeren
Afspil/pause
Toisto/tauko
Spill/pause
Spela Upp/pausa
Воспроизведение/pauza
播放/暫停
再生 / 一時停止
재생/일시 정지
توقف مؤقتي/توقف مؤقت
Prehrat/Pauza

Track Forward

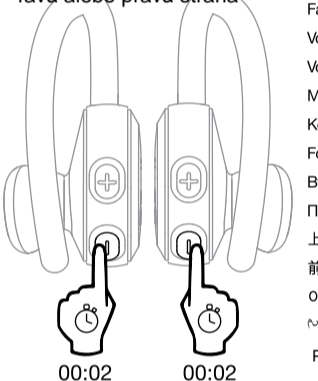
Left Side or Right Side



Track Forward
Piste Suivante
Adelantar
Brano Successivo
Faixa Seguinte
Nächster Titel
Vorgend Nummer
Skift Til Næste Musiknummer
Kelas Eiteenpäin
Neste Spor
Nästa Ljudspår
Переключение На 1 Трек Вперед
下一曲目
次のトラックを再生する
다음 트랙으로
مسار التالى
Pretočiť dopredu

Track Back

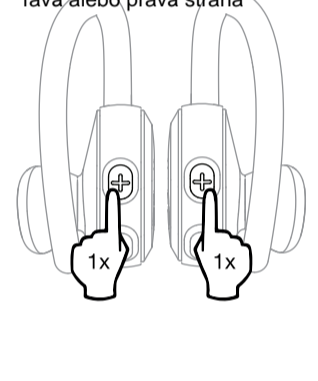
Left Side or Right Side



Track Back
Piste Précédente
Brano Precedente
Faixa Anterior
Vorangehender Titel
Vorig Nummer
Musiknummer Tilbage
Äänenvoimakkuuden Lisäys
Volum Opp
Öka Volymen
Увеличение Громкости
音量増大
音量を上上げる
볼륨 높이기
رفع مستوى الصوت
Pretočiť späť

Volume Up

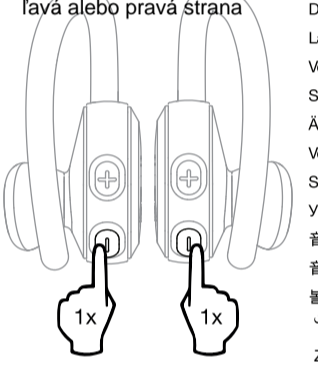
Left Side or Right Side



Volume Up
Volume +
Subir Volumen
Aumento Volume
Aumentar O Volume
Lautstärke Erhöhen
Volume Omhoog
Skru Op For Lydstyrken
Äänenvoimakkuuden Lisäys
Volum Opp
Öka Volymen
Увеличение Громкости
音量増大
音量を上上げる
볼륨 높이기
رفع مستوى الصوت
Zvyšit hlasitosť

Volume Down

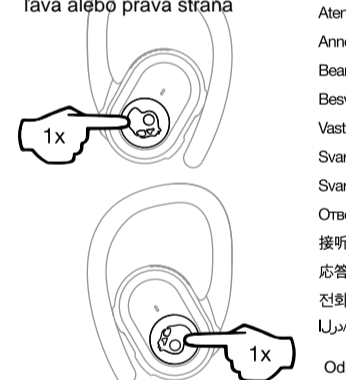
Left Side or Right Side



Volume Down
Volume -
Bajar Volumen
Riduzione Volume
Diminuir O Volume
Lautstärke Senken
Volume OmLaag
Skru Ned For Lydstyrken
Äänenvoimakkuuden Vähennys
Volum Ned
Sänka Volymen
Уменьшение Громкости
音量减小
音量を下げる
볼륨 낮추기
خفض مستوى الصوت
Znížit hlasitosť

Answer/End

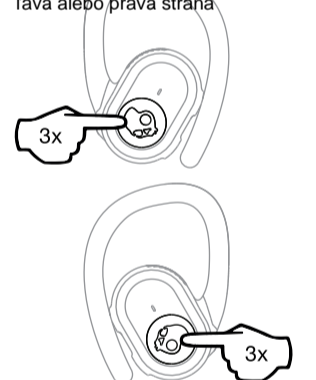
Left Side or Right Side



Answer/end
Répondre/fin
Responder/colgar
Rispondere/finire
Atender/deslgar
Annehmen/beenden
Beantworten/beendigen
Besvar/afslut
Svastaus/lopetus
Svar/avslytt
Svara/lägg På
Åndem Sie den Equalizer-Modus
Wijzig de equalizermodus
Skift udligningsstilstande
Vahda tasajuskorjaimen tiloja
Ändre ufevningsmodus
Ändra utjämnarfägen
Изменить режим эквалайзера
更改均衡器模式
이퀄라이저 모드 변경
لجان التوازن تغيير
Zmena režimu ekvalizéru

Activate Voice Assistant

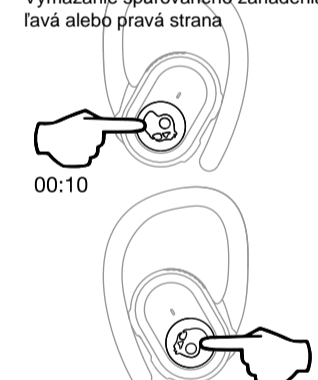
Left Side or Right Side



Activate Voice Assistant
Activer l'assistant vocal
Activar el asistente de voz
Attivare assistente vocale
Ativar assistente de voz
Sprachassistenten aktivieren
Stemhulp activeren
Aktivér talestøtte
Aktivér ådningshjælp
Aktiver taleassistent
Aktivera röstassistent
Активировать голосовой помощник
激活语音助理
ボイスアシスタントを
アクティベートする
음성 인식 가동화
تفعيل مساعد الصوتي
Aktivovat hlasového asistenta

Clear Paired Device

Left Side and Right Side



Reset Device
Réinitialiser l'Appareil
Reiniciar el Dispositivo
Ripristina Dispositivo
Reinicie o Dispositivo
Rückstelleinrichtung
Reset her Apparaat
Nulstil Enhet
Nolla Laite
Nulstil Enhet
Återställ Enhet
Сброс устройства
重置设备
デバイスをリセット
기기 재설정
وضع إعادة ضبط
Vymazanie spárovaného zariadenia

Tile™ Enabled: Download the App

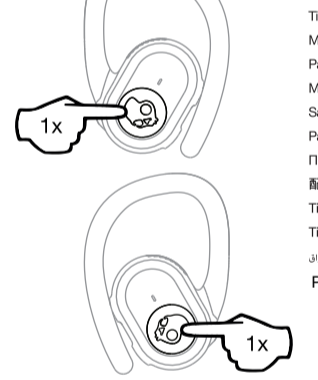
Stiahnite aplikacie



Download the Tile™ App
Téléchargez l'App Tile™
Descargar la Aplicación Tile™
Scaricare l'App Tile™
Transfira a Aplicação Tile™
Die Tile™-App Herunterladen
De Tile™-app downloaden
Download Tile™ App
Lataa Tile™-sovellus
De Tile™-app downloaden
Download Tile™ App
Ladda ner Tile™-Appen
Ladda ner Tile™-Appen
Загрузите приложение Tile™
下載 Tile™ 應用
Tile™ アプリをダウンロードする
Tile™ 앱 다운로드하기
تحميل تطبيق Tile™
Stiahnite aplikacie

Pair Tile™

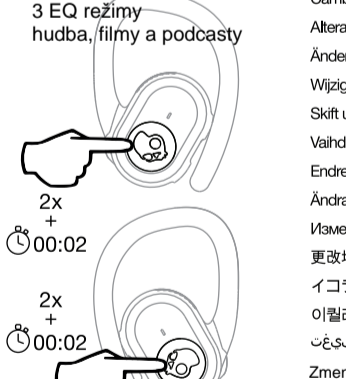
Párovanie



Pair Tile™
Associer Tile™
Emparejar Tile™
Atbinare Tile™
Emparejar Tile™
Tile™ koppeln
Met Tile™ koppelen
Par med Tile™
Muodosta Tile™-laittepari
Sammenkoblemed Tile™
Para Tile™
Párosas Tile™
配对 Tile™
Tile™ をペアリングする
Tile™ 페어링하기
تزاوج Tile™
Párovanie

3 EQ Modes

Left Side or Right Side



Change equalizer modes
Changer les modes d'égaliseur
Cambiar modos de ecualizador
Cambia modalità equalizzatore
Alterar os modos do equalizador
Ändem Sie den Equalizer-Modus
Wijzig de equalizermodus
Skift udligningsstilstande
Vahda tasajuskorjaimen tiloja
Ändre ufevningsmodus
Ändra utjämnarfägen
Изменить режим эквалайзера
更改均衡器模式
이퀄라이저 모드 변경
لجان التوازن تغيير
Zmena režimu ekvalizéru

Questions Visit: www.skullcandy.com
Si vous avez des questions, allez sur : www.skullcandy.com
Si tienes dudas, visita: www.skullcandy.com
Domande Visitare il sito: www.skullcandy.com
Fazer perguntas: www.skullcandy.com
Fragen Besuch: www.skullcandy.com
Voor vragen bezoek: www.skullcandy.com
For spørsmål se: www.skullcandy.com
Vastauskysy: www.skullcandy.com
For spørsmål, besøk: www.skullcandy.com
Vid frågor, besök: www.skullcandy.com
Если у вас возникли вопросы, посетите: www.skullcandy.com
如有疑问请访问: www.skullcandy.com
如有问题请访问: www.skullcandy.com
문의 사항: www.skullcandy.com
www.skullcandy.com: 010 1000 1000
Pre viac informácií navštívte: www.skullcandy.com

EN Speaker Driver: 12mm, Impedance: 32Ohms, THD <3%@1KHz, Voltage Regulation: 700mA, Bluetooth® 5.0, Frequency Band: 2402MHz-2480MHz, Maximum Power: <4dBm, Weight: 130.5g, FR Over-Pressure: 12mm, Impedance: 32Ohms, THD <3%@1KHz, Tension: 700mA, Bluetooth® 5.0, Banda de frequencia: 2402MHz-2480MHz, Potência Máxima: <4dBm, Poids: 130.5g, ES Controlador del altavoz: 12mm, Impedancia: 32Ohms, THD <3%@1KHz, Voltaje: 700mA, Bluetooth® 5.0, Banda de frecuencia: 2402MHz-2480MHz, Poder Máximo: <4dBm, Peso: 130.5g, DE Lautsprecher-Treiber: 12mm, Impedanz: 32Ohm, THD <3%@1KHz, Spannungsregulung: 700mA, Bluetooth® 5.0, Frequenzband: 2402MHz-2480MHz, Maximale Performance: <4dBm, Gewicht: 130.5g, JP スピーカードライバー: 12ミリメートル, インピーダンス: 32Ω, FM, THD <3%@1KHz, 電圧レギュレーション: 700mA, のBluetooth® 5.0, 周波数帯域: 2402MHz-2480MHz, 最大出力: <4dBm, 重量: 130.5グラム, ZH 扬声器驱动器: 12毫米, 阻抗: 32欧姆, THD <3%@1KHz, 电压调节: 700mA, 重牙50, 频率: 2402MHz-2480MHz, 最大功率: <4dBm, 重量: 130.5克, SK Maximálna prevádzková teplota: 45°C

FCC Compliance Statement

This device complies with Part 15 of the FCC Rules. Operation is subject to the following two conditions: (1) this device may not cause harmful interference, and (2) this device must accept any interference received, including interference that may cause undesired operation.

Changes or modifications not expressly approved by the party responsible for compliance could void the user's authority to operate the equipment.

This equipment has been tested and found to comply with the limits for a Class B digital device, pursuant to Part 15 of the FCC Rules. These limits are designed to provide reasonable protection against harmful interference in a residential installation. This equipment generates, uses and can radiate radio frequency energy and, if not installed and used in accordance with the instructions, may cause harmful interference to radio communications. However, there is no guarantee that interference will not occur in a particular installation. If this equipment does cause harmful interference to radio or television reception, which can be determined by turning the equipment off and on, the user is encouraged to try to correct the interference by one or more of the following measures:

L'émetteur/récepteur exempt de licence contenu dans le présent appareil est conforme aux CNR d'Innovation, Sciences et Développement économique Canada applicables aux appareils radio exempts de licence. L'exploitation est autorisée aux deux conditions suivantes: (1) l'appareil ne doit pas produire de brouillage; (2) l'appareil doit accepter tout brouillage radioélectrique subi, même si le brouillage est susceptible d'en compromettre le fonctionnement.

-- Reorient or relocate the receiving antenna.
-- Increase the separation between the equipment and receiver.
-- Connect the equipment into an outlet on a circuit different from that to which the receiver is connected.
-- Consult the dealer or an experienced radio/TV technician for help.

ISED Compliance Statement
This device contains licence-exempt transmitter(s)/receiver(s) that comply with Innovation, Science and Economic Development Canada's licence-exempt RSS(s). Operation is subject to the following two conditions: (1) This device may not cause interference; (2) This device must accept any interference, including interference that may cause undesired operation of the device.

ISED SAR Compliance Statement
This equipment complies with ISED radiation exposure limits set forth for an uncontrolled environment. End user must follow the specific operating instructions for satisfying RF exposure compliance. This transmitter must not be co-located or operating in conjunction with any other antenna or transmitter.
The portable device is designed to meet the requirements for exposure to radio waves established by the ISED. These requirements set a SAR limit of 1.6 W/kg averaged over one gram of tissue. The highest SAR value reported under this standard during product certification for use when properly worn on the body. Cet équipement est conforme aux limites d'exposition aux rayonnements ISED établies pour un environnement non contrôlé. L'utilisateur final doit suivre les instructions spécifiques pour satisfaire les normes. Cet émetteur ne doit pas être co-implanté ou fonctionner en conjonction avec toute autre antenne ou transmetteur.
Le dispositif portatif est conçu pour répondre aux exigences d'exposition aux ondes radio établie par le développement énergétique DURABLE. Ces exigences un SAR limite de 1,6 W/kg en moyenne pour un gramme de tissu. La valeur SAR la plus élevée signalée en vertu de cette norme lors de la certification de produit à utiliser lorsqu'il est correctement porté sur le corps.

Americas
Skullcandy, Inc.
6301 N. Landmark Dr.
Park City, UT 84098 U.S.A.
Skullcandy.com

Canada
Skullcandy Canada ULC
329 Railway St. Unit 205
Vancouver, BC, V6A 1A4 Canada
Skullcandy.ca

Europe
Skullcandy Europe BV
Postbus 426
5500AK Veldhoven Nederland
Skullcandy.eu

Mexico
Skullcandy Mexico S de RL de CV
Aristoteles 218
Polanco IV Seccion, Miguel Hidalgo
11550, Mexico City, Mexico
Skullcandy.mx

Japan/日本
Skullcandy Japan合同会社
〒150-0001 東京都渋谷区神宮前
5-17-11 パークサイドオーサキ2階
Skullcandy Japanカスタマーサービス
商品についてのお問い合わせはこちら
Skullcandy.jp

EN Contains Li-ion battery. Battery must be recycled or disposed of properly.
FR Contient une batterie Li-ion. La batterie doit être recyclée ou jeté correctement.
ES Contiene una batería Li-ion. La batería debe ser reciclada o desechada adecuadamente.
Hardware Version: V5.1
Software Version: V5.0

FR Made in China.
FR Fabriqué en Chine.
ES Hecho en China.
ZH 中国制造
MODEL: S2BDW
FCC ID: Y25-S2BDW
IC: 10498A-S2BDW

SK: Vyrobeno v Číně

CZ: Vyrobeno v Číně

EN Contains Li-ion battery. Battery must be recycled or disposed of properly.
FR Contient une batterie Li-ion. La batterie doit être recyclée ou jeté correctement.
ES Contiene una batería Li-ion. La batería debe ser reciclada o desechada adecuadamente.
Hardware Version: V5.1
Software Version: V5.0

FR Made in China.
FR Fabriqué en Chine.
ES Hecho en China.
ZH 中国制造
MODEL: S2BDW
FCC ID: Y25-S2BDW
IC: 10498A-S2BDW

SK: Vyrobeno v Číně

CZ: Vyrobeno v Číně



